Fiscal year 2026
(Starting from April 2026and ending in March 2027)

(“Alphabetical List of Garbage Classification” on the back)

How to properly dispose of garbage

Garbage collection on holidays and substitute holidays

Burnable garbage: Collect as usual.
Recyclables (I/II): No collection. However, if the collection day falls on a national holiday for two consecutive weeks, an alternate collection day will be provided on another day of the week. See the Recyclables (I/II) column for a detailed schedule.
Landfill garbage: No collection on these days. Collection will be rescheduled for the following week or the week after.

*With some exceptions, no collections on Saturdays, Sundays, and from Tuesday, December 31 through Friday, January 3.

At the garbage station, only properly sorted household garbage is collected.

● Common rules

1) Put your garbage out by 8:30 a.m. on the designated garbage collection day.
2) Sort and dispose of waste properly. Only properly sorted garbage is collected. If items are not collected due to improper sorting, the person who put them out is responsible for taking them home.
3) Dispose of waste in a plastic bag that allows the contents to be easily seen and which holds up to 45 liters and weighs up to 10 kg. Garbage in opaque plastic bags, paper bags, sandbags/fertilizer bags, etc. or double bags is not collected.
4) Use the designated garbage stations in your area. Please refrain from using garbage stations in other areas. Do not dispose of business garbage at the garbage station.
5) Residents who use the garbage station are responsible for cleaning and maintaining it. If you use a garbage station, participate in cleaning or other maintenance activities.
6) For occasional large waste generated by moving, etc., bring it directly to the Environmental Office.

It is extremely dangerous to dispose of garbage in bad weather. On such a day, we ask each household to store garbage if possible and dispose of it on the next collection day.

Collection date	Classification	Sub-classification	Specific examples (For details, please see the “Alphabetical List of Garbage Classification” on the back.)	Rules and precautions for waste disposal
/ (Day of week)	Burnable garbage	• Kitchen garbage • Wood shavings • Non-recycled paper waste • Underwear • Grass and leaves • Others		**All should be placed in a transparent bag.** • Drain kitchen garbage thoroughly before disposing of it. • Grass (leaves, garden weeds, etc.): Up to 2 bags at a time • Tree branches in a bundle are not collected. (See “Branches and twigs” on the back for information on how to bring them in directly.) • If you have an occasional large waste, please bring it directly to the Environmental Office or the Aki Clean Center. • Do not use a double bag as the contents cannot be seen. • If you are not sure whether the item is classified as “プラ plastic” or “burnable,” dispose of it as “burnable.”
Third of the month (Day of week)	Landfill garbage	• Glassware • Crockery • Others • Incinerated ash	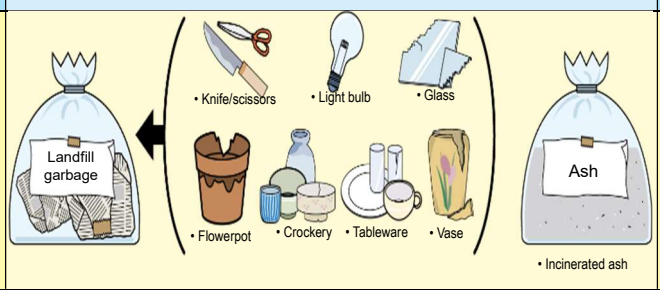	**Be sure to label the bag as “Landfill garbage” or “Incinerated ash.”** **Place all landfill garbage in a transparent durable bag and label it as “Landfill garbage.”** • Knives and fragile items that are dangerous to collect should be wrapped in paper or similar material and placed in a bag. **Place incinerated ash in a clear, sturdy bag and label the bag as “Ash.”** • Wet it with water and put it in a bag.
(Day of week)	Recyclables (I)	• Newspaper • Advertisement flyer • Books/magazines • Thick paper • Cardboard • Milk cartons • Used clothing • PET bottle • プラ Plastic	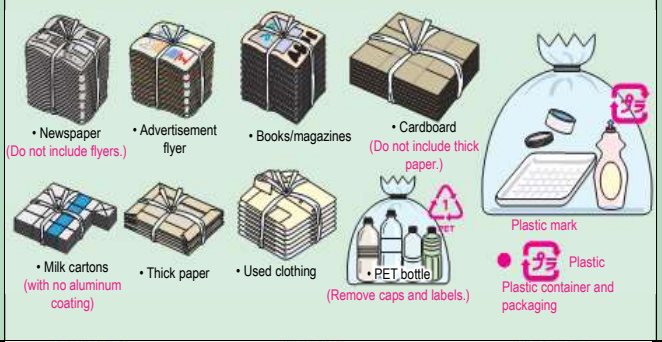	**Paper should be tied crosswise with string according to each sub-classification. Do not dispose of on rainy days. Do not dispose of in a plastic bag.** • If there is cellophane, vinyl, carbon paper, aluminum foil, etc. attached to the paper, be sure to remove it. • Rinse the inside of milk cartons thoroughly and open them. Tie cartons with string for disposal. • Cut out the spout and other プラ plastic parts from sake and other liquor cartons and dispose of them in the same way as milk cartons. **Tie dry old clothes crosswise with string and dispose of on a sunny day.** **Place PET bottles and プラ plastics in clear bags separately.** • White trays and Styrofoam items with unremovable stains should be disposed of as burnable garbage. • Place Styrofoam items in a transparent bag. (Do not tie with string for disposal.) • Remove the cap and label from PET bottles, and rinse and dry them for disposal. • Caps and labels should be disposed of as plastics.
(Day of week)	Recy-clables (II)	• Glass bottle • Beverage can • Metal		**Sort by sub-classification and place in clear plastic bags.** • Dispose of glass bottles, regardless of color, in transparent bags. • Be sure to remove any cigarette butts or pieces of paper inside. • **Be sure to rinse the inside of bottles** (including cosmetic bottles) **and beverage cans, remove caps,** and sort them before disposal. • **Be sure to rinse the inside of cans other than beverage cans** (e.g., food cans, milk cans) **before disposal.** • Be sure to vent the gas inside before disposal.
Day Month / Day Month	Harmful garbage	• Dry battery • Fluorescent tube • Thermometer	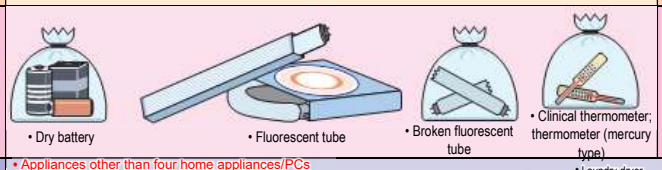	**Sort by sub-classification and place in clear plastic bags.** • If the fluorescent tubes are placed in the box in which they were purchased, there is no need to place them in a bag. • Broken fluorescent tubes must be **wrapped in paper** and placed in a transparent bag.
Day Month / Day Month	Oversized garbage	• Home appliances (Appliances other than four home appliances (air conditioners, TV sets, refrigerators/freezers, washing machines/laundry dryers) and PCs (See “How to dispose of four home appliances and PCs” on the back page for specific disposal methods.)) • Furniture • Bedding • Others	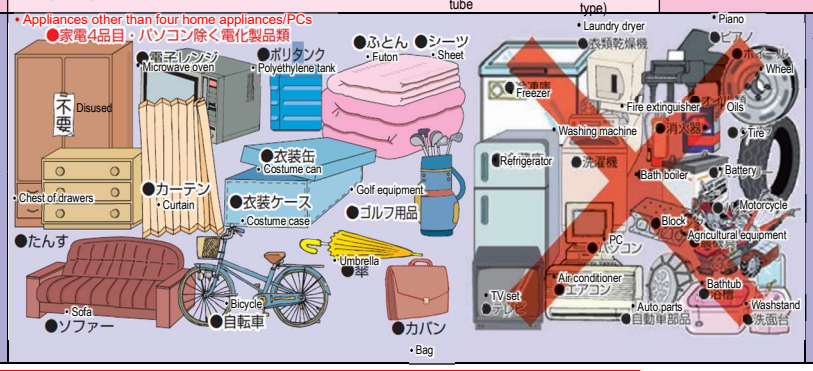	**All items should be labeled as “Disused.”** • **Garbage that does not fall into the categories of burnable, landfill, recyclable or harmful wastes** • **Items made of multiple materials, such as metal, glass, and plastic, are classified as oversized garbage regardless of size.** • For video tapes, hangers (other than all plastic ones), etc., tie with string for disposal. • For home appliances, cut off all cords and tie them together with string for disposal. • For lighting fixtures, remove light bulbs and fluorescent bulbs and dispose of only the fixtures. • **For tatami, cut in half and dispose of up to 6 tatami mats at a time.** • For items with built-in batteries, be sure to remove all batteries before disposal. • For items with residual contents, such as kerosene, be sure to remove the contents before disposal. • **Do not dispose of bedding, curtains, or carpets on rainy days.** • **Do not dispose of the item in the box or container it came in when you purchased it. Dispose of only the oversized garbage.**

Garbage that cannot be disposed of by the town (Please contact your retailer, authorized operators [see “Authorized operators in Kumano Town” on the back page], or waste disposal company.)

Four home appliances (air conditioner, TV set, refrigerator/freezer, washing machine/laundry dryer), PC, tablet, oils, chemicals, gas cylinder, rubble, tile, safe, lawn mower (brush cutter), wheelchair (electric), construction/demolition debris, concrete items (excluding laundry platform), home medical waste (sharp items such as injection needles and intravenous needles), waste soil, vending machine, auto parts/supplies, fire extinguisher, thinner and other similar solvents, slate, plasterboard, washstand, tire/tire chain, rafter and other beam, toxic substances and their container, soil and sand, coating material, kitchen sink, agricultural equipment, agricultural vinyl, agricultural chemicals, motorcycle, waste oil and fats, explosive material, battery, piano, fertilizer, Buddhist altar, bath boiler, block, boiler, hubcap, medicines, bathtub, brick, oil heater, diatomaceous earth mat, FRP product, and garbage generated outside of Kumano Town (We ask the police to investigate any garbage that is brought in with malicious intent or is illegally dumped.)

How to bring in garbage directly to the Aki Clean Center (Tel: 885-2538)

(Please note that applications are only available during business hours.)

Bring only burnable garbage generated by households and businesses in Kumano Town.

Carry-in rules
(1) Burnable garbage can be brought in if it follows the rules for burnable garbage classification according to the sorting table on the back.
(2) Of the oversized wastes, tatami mats (no need to cut them in half), futons, and furniture such as chests of drawers (be sure to remove metal, glass, etc.) can be brought in.
(3) For garden shrubs, etc., tree branches and wood chips up to 15 cm thick and 150 cm long can be brought in (no need to bundle).
(4) Vinyl corrugated sheets (metal sheets are not acceptable) must be up to 150 cm long. Remove nails, etc. if attached.

Reception hours Monday to Friday: **8:30 to 12:00, 13:00 to 16:30**
Closed on Saturdays, Sundays, national holidays, substitute holidays, and December 29 through January 3.

What to bring (For residents of Kumano Town) Driver’s license, health insurance card, etc. to verify that you are a resident of Kumano Town
(For business entities) Your business card or the certificate of inspection for a company car

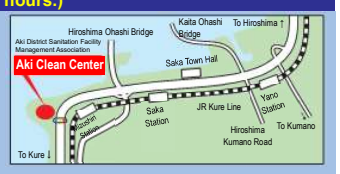

Illegal dumping is prohibited!!

Illegal dumping refers to the disposal of waste (including waste that cannot be disposed of by the town) in areas other than designated areas.
It is also considered illegal dumping when an individual disposes of empty cans, cigarette butts, or lunch box scraps.
Illegal dumping leads to pollution of the natural environment, such as rivers, oceans and mountains, which affects our health and living environment.
Illegal dumping is a crime!
Those who commit illegal dumping are subject to imprisonment of up to 5 years, a fine of up to 10 million yen, or both. (If the offender is a corporation, the fine will be 300 million yen or less.)
Note: Even if disposed of at a designated garbage station, the following is considered illegal dumping: garbage that is not properly sorted; garbage that is not put out on the designated collection day; and garbage from business establishments.

How to bring in garbage directly to the Kumano Town Environmental Office (Tel: 854-3813)

(Please note that applications are only available during business hours.)

You can also bring in occasional large waste generated by households in Kumano Town and commercial waste (excluding difficult-to-process waste and industrial waste).

Carry-in rules
(1) Only properly sorted and transportable items will be accepted.
(2) To avoid accidents on the premises, please park your car in the designated parking area before registering.
(3) Branches of garden shrubs, etc. may be brought in bundles up to 5 cm thick, up to 50 cm long and up to 30 cm in diameter. Maximum of 5 bundles.
(4) Vinyl corrugated sheets and zinc-coated steel can be brought in after cutting or folding up to 90 cm in length. Maximum of 6 pieces.
(5) Kitchen garbage and other **raw garbage cannot be brought in**. Please bring it to the Aki Clean Center.

*The Environmental Office is a facility where waste is temporarily stored until it is transported to a processing facility. We ask for your understanding and cooperation.

Reception hours Monday to Friday, 2nd Saturday, and 4th Sunday
9:00 to 11:30 13:00 to 16:00
(Note: until 15:00 on Friday, December 29 and Saturday, December 30.) Closed on Saturdays (excluding the 2nd Saturday), Sundays (excluding the 4th Sunday), national holidays, substitute holidays, and December 31 through January 3.

What to bring (For residents of Kumano Town) Driver’s license, health insurance card, etc. to verify that you are a resident of Kumano Town
(For business entities) Your business card or the certificate of inspection for a company car

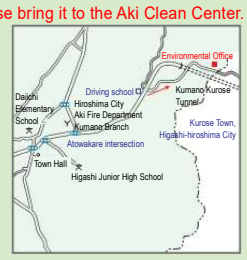

*Made from recycled paper

(“Alphabetical List of Garbage Classification” on the back)

For any inquiries, please contact the Kumano Town Living Environment Division (Tel: 820-5606).

(“Alphabetical List of Garbage Classification” on the back)